

Quick Installation Guide

Version 1.0



Package Content

HDB-301R package includes the following items:

- ✓ 1 x HDB-301R full HD capture box
- ✓ 1 x Micro USB 3.0 Type-B cable
- ✓ 1 x Quick installation guide

HDB-301R

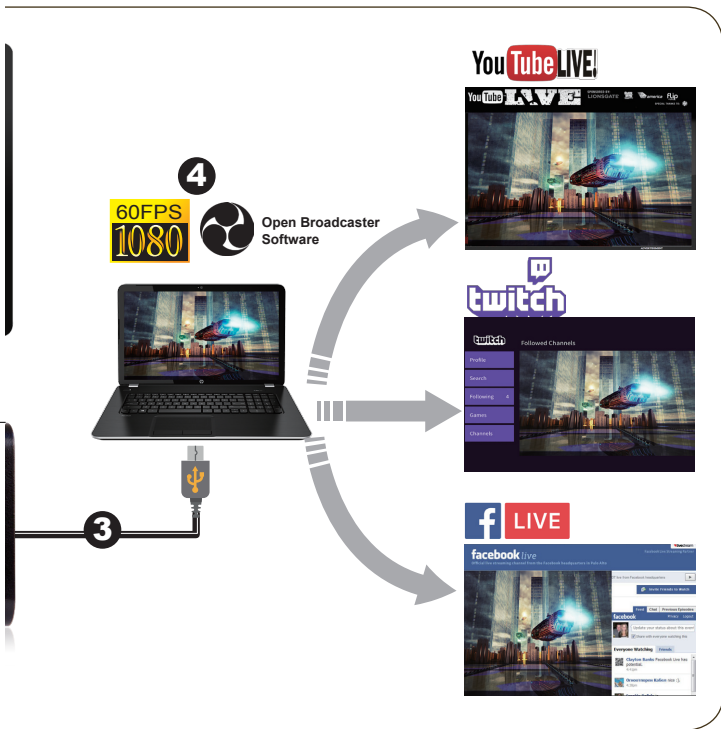
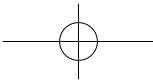
Portable Video Capture Box



Installation



- 1 Connect HDMI devices to the HDMI IN of the HDB-301R
- 2 Connect HDMI display device to the HDMI OUT of the HDB-301R
- 3 Connect the HDB-301R to a computer via USB 3.0 cable
- 4 Execute 3rd party DirectShow compliant software (ex: OBS)



HDMI Output

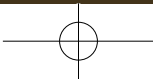
HDMI Input



Power Indicator

USB 3.0 (Micro B)

2



Specifications

PC Interface	USB 3.0	
Input Port	Video Input Channel: One Video Input Type: HDMI Audio Input Channel: One Audio Input Type: HDMI (stereo)	
No Delay HDMI Passthrough	Video Output Channel: One Video Output Type: HDMI Audio Output Channel: One Audio Output Type: HDMI (stereo)	
Supported Resolution (Video Input)	1920 x 1080	24p/25p/30p/50p/59.94p/60p
	1920 x 1080	50i/59.94i/60i
	1680 x 1050	30p/60p
	1440 x 900	30p/60p
	1360 x 768	30p/60p
	1280 x 1024	30p/60p
	1280 x 800	30p/60p
	1280 x 768	30p/60p
	1280 x 720	30p/50p/59.94/60p
	1024 x 768	30p/60p
	800 x 600	60p
	720 x 576	50i/50p
	720 x 480	60i/60p
640 x 480	60p	
Sampling Frequencies (Audio Input)	44.1 k, 48 kHz	
System Requirements	<ul style="list-style-type: none"> • Windows 7,8,1,10 32bit / 64bit • Ubuntu 14.04.2 64bit Kernel version:3.16.0-30-generic • 3rd Generation Intel® Core™ i5 CPU (i5-34xx or comparable), 2.3GHz or more • 4GB RAM, USB 3.0 port 	
Software Support	Software Development Kit (SDK) provided with demo program	
Others	<ul style="list-style-type: none"> • Dimensions: 105 x 58 x 18 mm /4.13 x 2.28 x 0.71 inch • Operating Temperature: 0°C~60°C/32°F~140°F • Power Consumption: 4 W (5V, 800mA) • Weight 112g / 3.95oz 	

Frequently Asked Questions (FAQ)

Q. How to obtain the latest drivers?

A. The HDB-301R is a UVC and UAC compliant device, you do not need to install driver. You can download HDB-301R AP from <http://www.ieiworld.com/>. You can always find and download the latest driver or AP from the "Support" page.

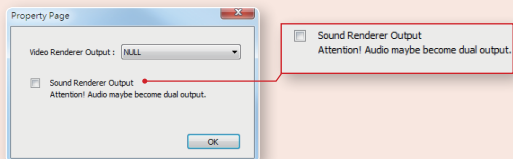
Q. Where are the AP & SDK & sample code?

A. AP & SDK & sample code are in the folder which you specify when installing AP. The default path is C:\Program Files\IEI_HDB_SDK.

Q. There is no sound in Windows 10.

A. In this situation, restart the computer, and then go to the Property Page of the IEI HDB-301R AP to check the Sound Renderer Output box.

For how to use the IEI HDB-301R AP, please refer to Section 3.3 in the user manual.



* Please visit the IEI website <http://www.ieiworld.com/> to download the IEI HDB-301R AP and SDK setup files.

** The quick installation guide provides brief introduction of the product. For detailed information and installation, please refer to the user manual which can be downloaded from the IEI website.



This IEI HDB-301R complies with Part 15 of the FCC Rules. Operation is subject to the following two conditions:

1. This device may not cause harmful interference.
2. This device must accept any interference received, including interference that may cause undesired operation.

FCC Class B Notice:

This equipment has been tested and found to comply with the limits for a Class B digital device, pursuant to Part 15 of the FCC Rules. These limits are designed to provide reasonable protection against harmful interference in a residential installation. This equipment generates, uses, and can radiate radio frequency energy and, if not installed and used in accordance with the instructions, may cause harmful interference to radio communications. However, there

is no guarantee that interference will not occur in a particular installation. If this equipment does cause harmful interference to radio or television reception, which can be determined by turning the equipment off and on, the user is encouraged to try to correct the interference by one or more of the following measures:

- Reorient or relocate the receiving antenna.
- Increase the separation between the equipment and receiver.
- Connect the equipment into an outlet on a circuit different from that to which the receiver is connected.
- Consult the dealer or an experienced radio/television technician for help.

Modifications:

Any modifications made to this device that are not approved by IEI Integration Corp. may void the authority granted to the user by the FCC to operate this equipment.



This IEI HDB-301R complies with CE compliance Class B.



According to the requirement of the WEEE legislation the following user information is provided to customers for all branded IEI products subject to the WEEE directive.

This symbol on the product or on its packaging indicates that this product must not be disposed of with your other household waste. Instead, it is your responsibility to dispose of your waste equipment by handing it over to a designated collection point for the recycling of waste electrical and electronic equipment. The separate collection and recycling of your waste equipment at the time of disposal will help to conserve natural resources and ensure that it is recycled in a manner that protects human health and the environment. For more information about where you can drop off your waste equipment for recycling, please contact your local city office, your household waste disposal service or the shop where you purchased the product.




IEI Support URL:

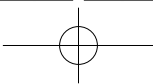
http://new.ieiworld.com/tw/online_support_form

Safety Instructions



- en** Warning! To prevent the system from overheating, do not operate it in an area that exceeds the maximum operating temperature described in the user manual.
- zh** 警告！為防止系統過熱，不要在超過使用手冊上記載的產品工作溫度範圍之外操作此系統。
- en** Warning! Ultimate disposal of this product should be handled according to all national laws and regulations.
- zh** 警告！本產品的廢棄處理應根據該國家的法律和規章進行。





HDB-301R

Portable Video Capture Box

Copyright © 2017 IEI Integration Corp. All rights reserved.



威強電工業電腦 **IEI Integration Corp.**

No. 29, Zhongxing Rd., Xizhi Dist., New Taipei City 221, Taiwan
TEL : +886-2-86916798 / +886-2-26902098 FAX : +886-2-66160028
sales@ieiworld.com www.ieiworld.com

